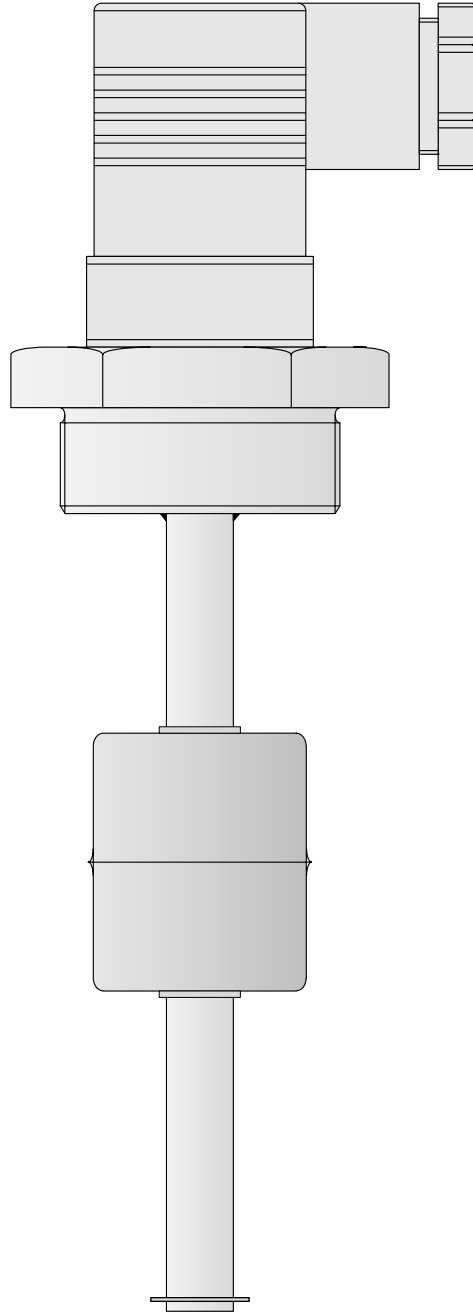


Filling Level Sensor

miniature version



MWA 0

KROMA

FÜLLSTANDSMESSTECHNIK GmbH

Rostocker Straße 9-10 D-39124 Magdeburg

Telefon: +49(0)391/2538744 Fax: +49(0)391/2538745

E-Mail: info@KROMA.eu Internet: www.KROMA.eu

MWA 0 Miniature Filling Level Sensor

Description

KROMA MWA 0 miniature filling level sensors with minimized dimensions are designed for relatively precise continuous measurements of liquid levels of tanks by means of a float. All parts which make contact with the liquid are made of stainless steel. The sensor can be furnished with different connecting elements (AA) and adapted sliding pipes from 100 mm to 500 mm long. A magnet inside a ring float serves to switch reed contacts which are potentiometer taps provided in the sliding pipe. The signal available at the electrical output is an analogous resistance signal proportional to the filling level. The distance (grid) between reed contacts is 5 mm or 10 mm. A three-core cable permits direct connection of several KROMA BAZ level indicators, KROMA GWS limit switches or KROMA MWU measuring transformers to one KROMA MWA 0 miniature level sensor.

Special Features

- Only one moving part - the float
- Very small type of construction, completely made of stainless steel
- Precise continuous measurement, 5 mm grid
- Variable installation through different connecting elements
- Rugged design of the connector plug
- High degree of protection IP 65, completely encapsulated
- Vibration- and shockproof
- Tested according to German railways' standard BN 411002/EN 50155 (approved for use on rail vehicles)

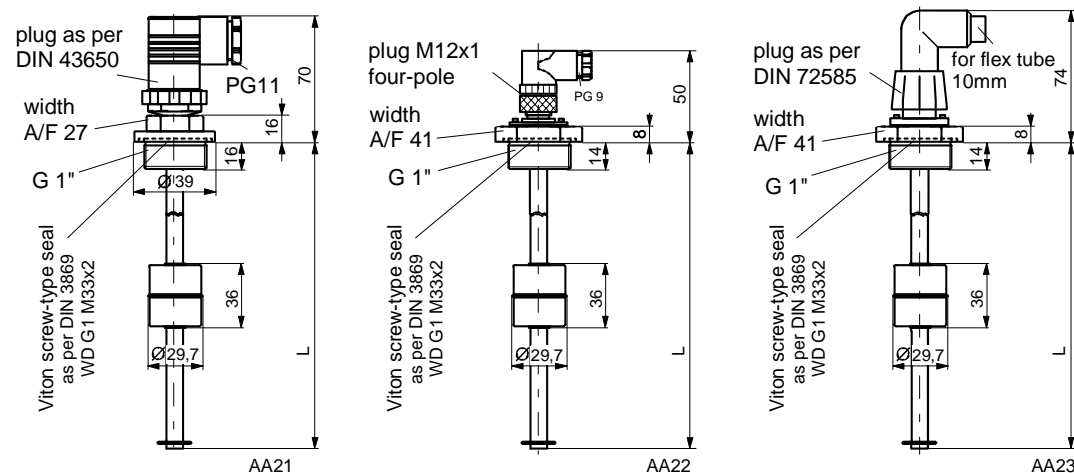
Technical Data

Total resistance:	2 to 10 k Ω
Supply current:	< 5 mA
Circuit:	Three-wire-potentiometer
Grid:	5 mm or 10 mm
Sliding pipe:	Length 100 ≤ L ≤ 500 mm, diameter D = 9 mm
Connecting elements:	Refer to outline drawings.
Connection:	Refer to outline drawings.
Liquid temperature range:	-25°C to 70°C
Storage temperature range:	-55°C to 70°C
Operating pressure:	≤ 6 bar
Density:	≥ 800 kg/m ³
Vibratory strength:	5.9 m/s ² (5 to 150 Hz)
Shock resistance:	50 m/s ²

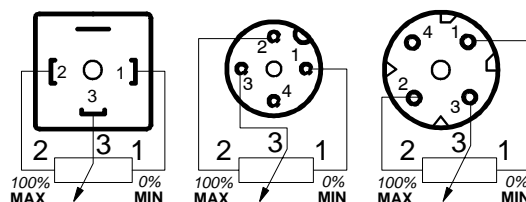
Information required with order (typical order) **MWA 0 . 21 3 0 - 300**

KROMA **MWA 0** miniature level sensor
 Connecting elements "**21**" = AA21 (other AAs, refer to overview)
 Grid "**2**" = 10 mm, "**3**" = 5 mm
 Mounting position "**0**" from top, ("**1**" from bottom)
 Length L = "**300**" mm (max. L = 500 mm)

Outline Drawing



Terminal Assignment



Subject to technical modifications.